




1556: Panelled Adjustable Bench
(Shown with optional backrest, 1560)



1555: Traditional Adjustable Bench



1550: Standard Adjustable Bench



No.	Notes
	Panelled bench shown with optional backrest.
	Bench heights shown are at centre of travel. Total adjustment is 100mm (4"), 50mm up and down from height shown.
	Dimensions shown are typical. These should be checked prior to manufacture to ensure that benches are a suitable height and have clearance for the pedalboard.

Date: March 2015	Revision No. 1
Drawn By: CP	
Renatus Ltd Adjustable Benches	
Add Adjustable Benches	Scale: N/A